



Customer: My CBD Test
Product identity: SG25CT274
Client/Metric ID: .
Laboratory ID: 19-013518-0004

Summary

Pesticides:

All analytes passing and less than LOQ.

Metals:

Less than LOQ for all analytes.

Microbiology:

Less than LOQ for all analytes.



Customer: My CBD Test
Product identity: SG25CT274
Client/Metric ID: 8
Sample Date:
Laboratory ID: 19-013518-0004
Relinquished by: Received By Mail
Temp: 20 °C

Sample Results

Microbiology								
Analyte	Result	Limits	Units	LOQ	Batch	Analyze	Method	Notes
E.coli	< LOQ		cfu/g	10	1910129	11/09/19	AOAC 991.14 (Petrifilm)	X
Total Coliforms	< LOQ		cfu/g	10	1910129	11/09/19	AOAC 991.14 (Petrifilm)	X
Mold (RAPID Petrifilm)	< LOQ		cfu/g	10	1910131	11/09/19	AOAC 2014.05 (RAPID)	X
Yeast (RAPID Petrifilm)	< LOQ		cfu/g	10	1910131	11/09/19	AOAC 2014.05 (RAPID)	X



Pesticides											
Method AOAC 2007.01 & EN 15662 (mod) Units mg/kg Batch 1910219 Analyze 11/09/19 11:27 AM											
Analyte	Result	Limits	LOQ	Status	Notes	Analyte	Result	Limits	LOQ	Status	Notes
Abamectin	< LOQ	0.50	0.250	pass		Acephate	< LOQ	0.40	0.250	pass	
Acequinocyl	< LOQ	2.0	1.00	pass		Acetamiprid	< LOQ	0.20	0.100	pass	
Aldicarb	< LOQ	0.40	0.200	pass		Azoxystrobin	< LOQ	0.20	0.100	pass	
Bifenazate	< LOQ	0.20	0.100	pass		Bifenthrin	< LOQ	0.20	0.100	pass	
Boscalid	< LOQ	0.40	0.200	pass		Carbaryl	< LOQ	0.20	0.100	pass	
Carbofuran	< LOQ	0.20	0.100	pass		Chlorantraniliprole	< LOQ	0.20	0.100	pass	
Chlorfenapyr	< LOQ	1.0	0.500	pass		Chlorpyrifos	< LOQ	0.20	0.100	pass	
Clofentezine	< LOQ	0.20	0.100	pass		Cyfluthrin	< LOQ	1.0	0.500	pass	
Cypermethrin	< LOQ	1.0	0.500	pass		Daminozide	< LOQ	1.0	0.500	pass	
Diazinon	< LOQ	0.20	0.100	pass		Dichlorvos	< LOQ	1.0	0.500	pass	
Dimethoate	< LOQ	0.20	0.100	pass		Ethoprophos	< LOQ	0.20	0.100	pass	
Etofenprox	< LOQ	0.40	0.200	pass		Etoazole	< LOQ	0.20	0.100	pass	
Fenoxycarb	< LOQ	0.20	0.100	pass		Fenpyroximate	< LOQ	0.40	0.200	pass	
Fipronil	< LOQ	0.40	0.200	pass		Fonicamid	< LOQ	1.0	0.400	pass	
Fludioxonil	< LOQ	0.40	0.200	pass		Hexythiazox	< LOQ	1.0	0.400	pass	
Imazalil	< LOQ	0.20	0.100	pass		Imidacloprid	< LOQ	0.40	0.200	pass	
Kresoxim-methyl	< LOQ	0.40	0.200	pass		Malathion	< LOQ	0.20	0.100	pass	
Metalaxyl	< LOQ	0.20	0.100	pass		Methiocarb	< LOQ	0.20	0.100	pass	
Methomyl	< LOQ	0.40	0.200	pass		MGK-264	< LOQ	0.20	0.100	pass	
Myclobutanil	< LOQ	0.20	0.100	pass		Naled	< LOQ	0.50	0.250	pass	
Oxamyl	< LOQ	1.0	0.500	pass		Paclobutrazole	< LOQ	0.40	0.200	pass	
Parathion-Methyl	< LOQ	0.20	0.200	pass		Permethrin	< LOQ	0.20	0.100	pass	
Phosmet	< LOQ	0.20	0.100	pass		Piperonyl butoxide	< LOQ	2.0	1.00	pass	
Prallethrin	< LOQ	0.20	0.200	pass		Propiconazole	< LOQ	0.40	0.200	pass	
Propoxur	< LOQ	0.20	0.100	pass		Pyrethrin I (total)	< LOQ	1.0	0.500	pass	
Pyridaben	< LOQ	0.20	0.100	pass		Spinosad	< LOQ	0.20	0.100	pass	
Spiromesifen	< LOQ	0.20	0.100	pass		Spirotetramat	< LOQ	0.20	0.100	pass	
Spiroxamine	< LOQ	0.40	0.200	pass		Tebuconazole	< LOQ	0.40	0.200	pass	
Thiacloprid	< LOQ	0.20	0.100	pass		Thiamethoxam	< LOQ	0.20	0.100	pass	
Trifloxystrobin	< LOQ	0.20	0.100	pass							

Metals									
Analyte	Result	Limits	Units	LOQ	Batch	Analyze	Method	Notes	
Arsenic	< LOQ		mg/kg	0.100	1910227	11/08/19	AOAC 2013.06 (mod.)	X, H	
Cadmium	< LOQ		mg/kg	0.100	1910227	11/08/19	AOAC 2013.06 (mod.)	X, H	
Lead	< LOQ		mg/kg	0.100	1910227	11/08/19	AOAC 2013.06 (mod.)	X, H	
Mercury	< LOQ		mg/kg	0.100	1910227	11/08/19	AOAC 2013.06 (mod.)	X, H	



These test results are representative of the individual sample selected and submitted by the client.

Abbreviations

Limits: Action Levels per OAR-333-007-0400, OAR-333-007-0210, OAR-333-007-0220

Limit(s) of Quantitation (LOQ): The minimum levels, concentrations, or quantities of a target variable (e.g., target analyte) that can be reported with a specified degree of confidence.

† = Analyte not NELAP accredited.

Units of Measure

cfu/g = Colony forming units per gram

mg/kg = Milligram per kilogram = parts per million (ppm)

% wt = $\mu\text{g/g}$ divided by 10,000

Glossary of Qualifiers

H: Holding time was exceeded.

X: Not ORELAP accredited.

Approved Signatory

Derrick Tanner
General Manager

Softgels Curcumin - SG25C



SAMPLE ID
145869

SAMPLE NAME
Softgels Curcumin - SG25C

MATRIX
Edible

BATCH ID
JP100819GC1

COLLECTED
10/24/2019 17:17

RECEIVED
10/24/2019 17:17

SERVING SIZE
1 pill

SERVINGS PER PACKAGE
1

DENSITY
1.0180 g/ml

CULTIVATOR INFO
Joy Organics

Chemical Residue

No Analytes Detected

Chemical Residue GC

No Analytes Detected

Microbial qPCR

No Analytes Detected

Heavy Metals

Lead: 0.1060 ug/g



 Indicates that the hemp product passes some of the strictest testing standards available for cannabis and hemp.



 **CHEMICAL RESIDUE ANALYSIS**

UNIT OF MEASUREMENT: Micrograms per Gram(ug/g)

ANALYTE	RESULT	LOD	LLOQ	ACTION LEVEL	ANALYTE	RESULT	LOD	LLOQ	ACTION LEVEL
Abamectin	ND	0.0200	0.0400	0.3000	Acephate	ND	0.0200	0.0400	5.000
Acequinocyl	ND	0.0200	0.0400	4.000	Acetamiprid	ND	0.0200	0.0400	5.000
Aldicarb	ND	0.0200	0.0400	0.0	Azoxystrobin	ND	0.0200	0.0400	40.00
Bifenazate	ND	0.0200	0.0400	5.000	Bifenthrin	ND	0.0200	0.0400	0.5000
Boscalid	ND	0.0200	0.0400	10.00	Carbaryl	ND	0.0200	0.0400	0.5000
Carbofuran	ND	0.0200	0.0400	0.0	Chlorantraniliprole	ND	0.0200	0.0400	40.00
Chlorfenapyr	ND	0.0200	0.0400	0.0	Chlorpyrifos	ND	0.0200	0.0400	0.0
Clofentezine	ND	0.0200	0.0400	0.5000	Coumaphos	ND	0.0200	0.0400	0.0
Cyfluthrin	ND	0.1000	0.2000	1.000	Cypermethrin	ND	0.0400	0.1000	1.000
Daminozide	ND	0.0200	0.0400	0.0	Diazinon	ND	0.0200	0.0400	0.2000
Dichlorvos	ND	0.0200	0.0400	0.0	Dimethoate	ND	0.0200	0.0400	0.0
Dimethomorph	ND	0.0099	0.0198	20.00	Ethoprophos	ND	0.0200	0.0400	0.0
Etofenprox	ND	0.0200	0.0400	0.0	Etoxazole	ND	0.0200	0.0400	1.500
Fenhexamid	ND	0.0200	0.0400	10.00	Fenoxycarb	ND	0.0200	0.0400	0.0
Fenpyroximate	ND	0.0200	0.0400	2.000	Fipronil	ND	0.0200	0.0400	0.0
Flonicamid	ND	0.0200	0.0400	2.000	Fludioxonil	ND	0.0200	0.0400	30.00
Hexythiazox	ND	0.0200	0.0400	2.000	Imazalil	ND	0.0200	0.0400	0.0
Imidacloprid	ND	0.0200	0.0400	3.000	KresoximMethyl	ND	0.0200	0.0400	1.000
Malathion	ND	0.0200	0.0400	5.000	Metalaxyl	ND	0.0200	0.0400	15.00
Methiocarb	ND	0.0200	0.0400	0.0	Methomyl	ND	0.0200	0.0400	0.1000
Mevinphos	ND	0.0200	0.0400	0.0	Myclobutanil	ND	0.0200	0.0400	9.000
Naled	ND	0.0200	0.0400	0.5000	Oxamyl	ND	0.0200	0.0400	0.2000
Paclobutrazol	ND	0.0200	0.0400	0.0	Permethrins	ND	0.0200	0.0400	20.00
Phosmet	ND	0.0200	0.0400	0.2000	PiperonylButoxide	ND	0.0200	0.0400	8.000
Prallethrin	ND	0.0200	0.0400	0.4000	Propiconazole	ND	0.0200	0.0400	20.00
Propoxur	ND	0.0200	0.0400	0.0	Pyrethrins	ND	0.0178	0.0356	1.000
Pyridaben	ND	0.0200	0.0400	3.000	Spinetoram	ND	0.0200	0.0400	3.000
Spinosad	ND	0.0200	0.0400	3.000	Spiromesifen	ND	0.0200	0.0400	12.00
Spirotetramat	ND	0.0200	0.0400	13.00	Spiroxamine	ND	0.0200	0.0400	0.0
Tebuconazole	ND	0.0200	0.0400	2.000	Thiacloprid	ND	0.0200	0.0400	0.0
Thiamethoxam	ND	0.0200	0.0400	4.500	Trifloxystrobin	ND	0.0200	0.0400	30.00

ADDITIONAL INFORMATION

Method: SOP-TECH-002
Instrument: LC-MS/MS

Sample Prepped 10/28/2019 14:01
Sample Analyzed 10/28/2019 14:01

Sample Approved 10/29/2019 23:14

CHEMICAL RESIDUE GC ANALYSIS

UNIT OF MEASUREMENT: Micrograms per Gram(ug/g)

ANALYTE	RESULT	LOD	LLOQ	ACTION LEVEL	ANALYTE	RESULT	LOD	LLOQ	ACTION LEVEL
Captan	ND	0.1000	0.2000	5.000	Chlordane	ND	0.0400	0.1000	0.0
MethylParathion	ND	0.0400	0.1000	0.0	PCNB	ND	0.0200	0.0400	0.2000

ADDITIONAL INFORMATION

Method: SOP-TECH-010 Sample Prepped 10/28/2019 14:01 Sample Approved 10/29/2019 14:57
 Instrument: GC-MS/MS Sample Analyzed 10/28/2019 14:02

MICROBIAL qPCR ANALYSIS

UNIT OF MEASUREMENT: Cycle Threshold (Ct)

ANALYTE	RESULT	LOD	LLOQ	ACTION LEVEL	ANALYTE	RESULT	LOD	LLOQ	ACTION LEVEL
A.fumigatus	ND	33.00	0.0	0.0	A. flavus	ND	33.00	0.0	0.0
A. niger	ND	33.00	0.0	0.0	A. terreus	ND	33.00	0.0	0.0
STEC	ND	33.00	0.0	0.0	Salmonella spp	ND	33.00	0.0	0.0

ADDITIONAL INFORMATION

Method: SOP-TECH-016, SOP-TECH-022 Sample Prepped 10/26/2019 11:56 Sample Approved 10/28/2019 11:46
 Instrument: qPCR Sample Analyzed 10/28/2019 06:36

HEAVY METALS ANALYSIS

UNIT OF MEASUREMENT: Micrograms per Gram(ug/g)

ANALYTE	RESULT	LOD	LLOQ	ACTION LEVEL	ANALYTE	RESULT	LOD	LLOQ	ACTION LEVEL
Arsenic	ND	0.0200	0.0500	1.500	Cadmium	ND	0.0050	0.0500	0.5000
Lead	0.1060 ug/g	0.0100	0.0500	0.5000	Mercury	ND	0.0030	0.0500	3.000

ADDITIONAL INFORMATION

Method: SOP-TECH-013 Sample Prepped 10/29/2019 07:31 Sample Approved 10/29/2019 19:16
 Instrument: ICP-MS Sample Analyzed 10/29/2019 09:05

This report applies to the sample investigated and is not necessarily indicative of the quality or condition of apparently identical or similar products. This report provides technical results for a specific sample and the report shall not be altered, modified, supplemented, or abstracted in any manner. Any violation of these conditions renders the report and its results void.

All LQC samples required by state regulations were performed and met the acceptance criteria.

DATA REVIEWED AND APPROVED BY11/07/2019


Swetha Kaul, PhD
Chief Scientific Officer

Date



CURCUMIN SOFTGELS

Batch ID:	JP100819GC1	Test ID:	5592664.003
Reported:	31-Oct-2019	Method:	TM14
Type:	Unit		
Test:	Potency		

CANNABINOID PROFILE


Compound	LOQ (mg)	Result (mg)	Result (mg/g)
Delta 9-Tetrahydrocannabinolic acid (THCA-A)	0.00	0.00	0.0
Delta 9-Tetrahydrocannabinol (Delta 9THC)	0.00	0.00	0.0
Cannabidiolic acid (CBDA)	0.33	0.00	0.0
Cannabidiol (CBD)	0.19	25.30	42.2
Delta 8-Tetrahydrocannabinol (Delta 8THC)	0.00	0.00	0.0
Cannabinolic Acid (CBNA)	0.00	0.00	0.0
Cannabinol (CBN)	0.00	0.00	0.0
Cannabigerolic acid (CBGA)	0.00	0.00	0.0
Cannabigerol (CBG)	0.00	0.00	0.0
Tetrahydrocannabivarinic Acid (THCVA)	0.00	0.00	0.0
Tetrahydrocannabivarin (THCV)	0.00	0.00	0.0
Cannabidivarinic Acid (CBDVA)	0.31	0.00	0.0
Cannabidivarin (CBDV)	0.17	0.00	0.0
Cannabichromenic Acid (CBCA)	0.00	0.00	0.0
Cannabichromene (CBC)	0.00	0.00	0.0
Total Cannabinoids		25.30	42.18
Total Potential THC**		0.00	0.00
Total Potential CBD**		25.30	42.18

NOTES:

of Servings = 1, Sample Weight=0.59984g


N/A

% = % (w/w) = Percent (Weight of Analyte / Weight of Product)

* Total Cannabinoids result reflects the absolute sum of all cannabinoids detected.


** Total Potential THC/CBD is calculated using the following formulas to take into account the loss of a carboxyl group during decarboxylation step.

Total THC = THC + (THCa *(0.877)) and Total CBD = CBD + (CBDa *(0.877))

FINAL APPROVAL


Tyler Wiese
31-Oct-2019
6:23 PM

PREPARED BY / DATE



David Green
31-Oct-2019
7:08 PM

APPROVED BY / DATE

Testing results are based solely upon the sample submitted to Botanacor Laboratories, LLC, in the condition it was received. Botanacor Laboratories, LLC warrants that all analytical work is conducted professionally in accordance with all applicable standard laboratory practices using validated methods. Data was generated using an unbroken chain of comparison to NIST traceable Reference Standards and Certified Reference Materials. This report may not be reproduced, except in full, without the written approval of Botanacor Laboratories, LLC. ISO/IEC 17025:2005 Accredited A2LA Certificate Number 4329.02



Certificate #4329.02